

# THE GLASS MODULE



120 HALF-CUT CELLS



330 / 340 WP



HIGHEST PROFITABILITY




EXTREME WEATHER CONDITIONS



STABLE FRAMEWORK CONCEPT



HIGHER ENERGY YIELD



## THERMAL CHARACTERISTICS

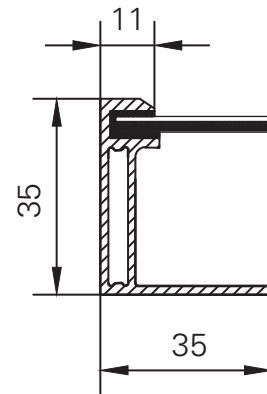
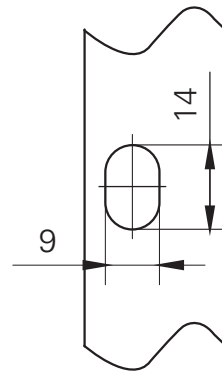
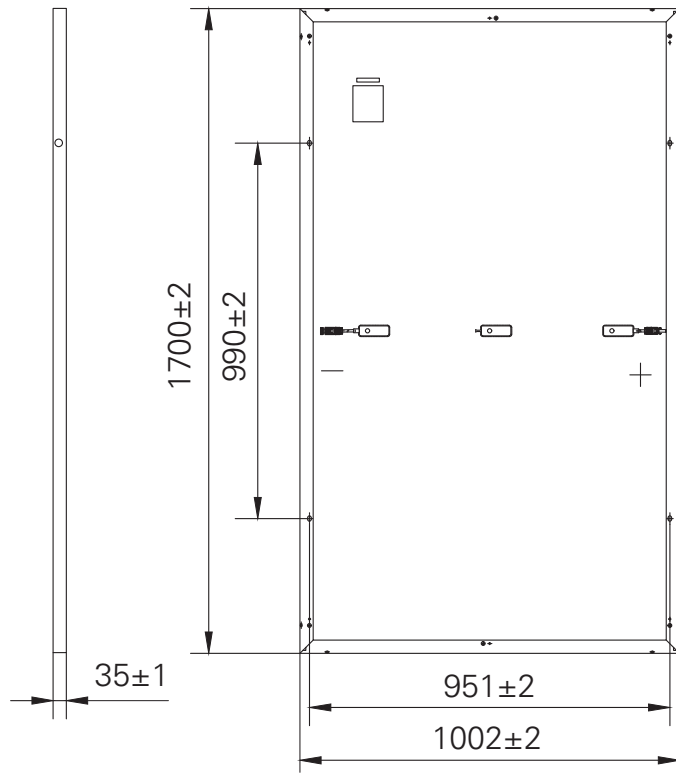
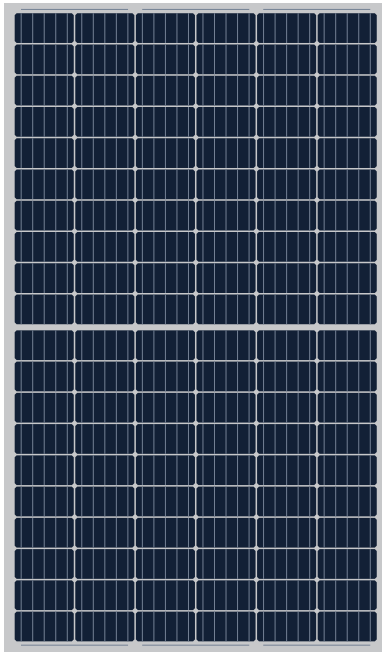
Operating temperature range	-40°C bis +85°C
Temperature coefficient P <sub>mp</sub>	-0.35 % / °C
Temperature coefficient V <sub>oc</sub>	-0.30 % / °C
Temperature coefficient I <sub>sc</sub>	+0.05 % / °C

## TECHNICAL DATA

	330 WP	340 WP
Solar cells	monocrystalline half-cut cells	monocrystalline half-cut cells
Maximum system voltage	1000 V	1000 V
Maximum reverse current	15 A	15 A
I <sub>sc</sub>	10.16 A	10.30 A
I <sub>mp</sub>	9.66 A	9.81 A
V <sub>oc</sub>	41.0 V	41.6 V
V <sub>mp</sub>	34.20 V	34.72 V
Weight	19 kg	19 kg
Front	Glass - 3.2 mm	Glass - 3.2 mm
Back sheet	High-resistance PET	High-resistance PET
Junction box	TÜV-certified (IP67)	TÜV-certified (IP67)
Cables	0.3 m	0.3 m
Connector	PV-CO02	PV-CO02

# THE GLASS MODULE

120 HALF-CUT CELLS  
330 / 340 WP



## APPLICATIONS

Building-applied PV  
(roof, facade) and  
ground-mounted

## POWER RANGE 330 / 340 WP

Tolerances\*  
+5 W

\* all electrical data at STC  
(1.000 W/m<sup>2</sup>, 25 +/- 2 °C,  
AM 1.5 according to IEC 60904-3)

## HIGH RELIABILITY

IEC 61730 | IEC 61215  
IEC 62804-1 Potential-induced degradation  
IEC 61701 Salt mist corrosion  
IEC 62716 Ammonia corrosion  
IEC TS 62941

## WARRANTY

10-year product warranty  
25-year linear performance  
warranty

## SCIENTIFIC PARTNERS AND ASSOCIATIONS



Ferdinand Graf von Zeppelin-Straße 18, 2700 Wiener Neustadt, Austria

Phone / +43 2622 35035 0 E-Mail / office@das-energy.com Web / www.das-energy.com

