



THE GREENHOUSE MODULE


11x4

 **ULTRA-LIGHTWEIGHT**
Only 3.3 kg/m²

 **HIGH-EFFICIENCY**
Monocrystalline cells
No thin film!


 **UNIQUE "LOW DEGRADATION" WARRANTY**
Minimum 85 % yield after 40 years


 **PATENTED MULTI-LAYER CELL ENCAPSULATION**
Maximal microcrack protection
Increased longevity


 **ETFE FRONT SHEET**
Soil-repellent (high self-cleaning effect)
UV & salt resistant
Optimal heat dissipation



 **HIGH YIELD IN ANY POSITION**
Multi-directional lens structure

 **BENDABLE**
Smallest bending diameter (2 m)

 **EASY TO INSTALL**
Simple but strong adhesive bonding
No metal subsystem required
No ballast required

 **TAILOR-MADE OPTIONS AVAILABLE**
Sizing to your requirement
Transparent back sheet

 **EXTREME WEATHER CONDITIONS**
Even in heat, sandstorms and dusty conditions, the module provides stable and durable performance




THERMAL CHARACTERISTICS

Operating temperature range	-40°C to +85°C
Temperature coefficient P _{mp}	-0.38 % / °C
Temperature coefficient V _{oc}	-0.36 % / °C
Temperature coefficient I _{sc}	+0.07 % / °C

TECHNICAL DATA

Solar cells	5BB monocrystalline solar cells
Maximum system voltage	1000 V
Maximum overcurrent protection rating	20 A
I _{sc}	9.28 A
I _{mp}	8.86 A
Weight	3.3 kg/m ²
Front sheet	Soil-repellent ETFE
Encapsulation	Patented fiberglass-reinforced plastic
Back sheet	High-resistance PET
Junction box	TÜV-certified (IP67/68) with bypass diodes
Cables	2 x 4 mm ²
Connector	original MC4-Evo2

DAS ENERGY GREENHOUSE MODULE 11x4



11x4 M RJB / 11x4 M FJB CUSTOMIZABLE

Name	Power	Solar cells	Module length	Module width	Voc (V)	Vmp (V)	Imp (A)	Isc (A)
11x4 M RJB	220 Wp	44	1,917 mm	1020 mm	30.26	25.06	8.86	9.28
11x4 M FJB	220 Wp	44	1,917 mm	1020 mm	30.26	25.06	8.86	9.28

RJB = rear junction box FJB = front junction box



Rooftop PV installation / Greenhouse

APPLICATIONS

Building-integrated and building-applied PV (rooftop, facade), special applications

POWER RANGE 20 - 350 Wp

Tolerances*
 ≥ 250 Wp: - 0 / + 10 W
 < 250 Wp: - 5 / + 5 W
 Ics: +/- 10 %
 Voc: +/- 10 %

* all electrical data at STC
 (1.000 W/m², 25 +/- 2 °C,
 AM 1.5 according to IEC 60904-3)

HIGH RELIABILITY

Compliant with:

IEC 61730 | IEC 61215
 IEC 62804-1 Potential-induced degradation
 IEC 61701 Salt mist corrosion
 IEC 62716 Ammonia corrosion
 EN 13501-5 B_{ROOF} (t1) *Flying sparks test"

WARRANTY

10-year product warranty
 40-year linear performance warranty for building-integrated and building-applied installations

SCIENTIFIC PARTNERS AND ASSOCIATIONS



Phone / +43 2622 35035 0
 E-Mail / office@das-energy.com
 Web / www.das-energy.com



Ferdinand Graf von Zeppelin-Straße 18
 2700 Wiener Neustadt, Austria